


- 77/8" low to 30" high
- Mobile or locked at any height
- Travels virtually straight up and down
- Variety of options

MC ADVANTAGE SERIES - LOW BEDS

MC.ADVANTAGE - SERIES LOW BEDS



Side rail pads



3 position assist rail



Fixed assist rail



Collapsible 3/4 length side rails



Bed extender with offset brackets
Bed extender pad




Foot end control with lockouts




Individual motor lockouts



Head end 360° mobility



Foot end floor lock



Hand Pendant



Battery back-up and charger



Side rail or Goose neck pendant holder



Trapeze

Frame mounted trapeze bracket



Transport / Storage dollies

Specifications	QD 1000 Series	QD 1000Y Series
Length (excluding bumper)	85"	81"
Length (including bumper)	88 3/4"	84 3/4"
Length (deck)	80"	76"
Width (deck)	35"	35"
Deck height - low	77/8"	77/8"
Deck height - high	30"	30"
Safe working load*	500 lbs.	500 lbs.

* Includes resident, mattress, head and foot board and accessories. Specifications are approximate and subject to change without notice.



M.C. HEALTHCARE PRODUCTS INC.
4658 Ontario Street, Beamsville, Ontario Canada L0R 1B4
Telephone 1-905-563-8264 • Toll free 1-800-268-8671
Facsimile 1-905-563-8680 • Email beds@mchealthcare.com



www.mchealthcare.com